

Step by Step Guide to download your payment receipt for school fees paid online.

Step 1

Open your web browser and type in or click here <https://www.onlinesbi.com>

The screenshot shows the SBI Online Banking homepage. At the top, there's a navigation bar with links: Services, Mobile Banking, FAQ, Corporate Website, SBlePay Life (SBMOPS), SB Collect, Electoral Bond, Videos, mCash, Apply for SB/ Current Account, NPS, Bill Pay New, SBI Loans, and a language selector for Hindi. Below this is a warning banner about login page loading speed and a security notice. The main content area is split into two sections: Personal Banking and Corporate Banking. The Personal Banking section features a 'LOGIN' button and links for New User Registration, How Do I, Customer Care, and Lock & Unlock User. The Corporate Banking section features a 'yono BUSINESS' login field, a 'LOGIN' button, and links for New Corporate Registration, How Do I, and Customer Care. A banner at the bottom promotes a mandatory password change after 365 days. At the very bottom, there's a grid of links for various services like RBI Retail Direct portal, SBI Salary Account, Linking of PAN with Aadhaar, Banking Forms, Fair Lending Practice Code, SBI General Insurance Document Download, SBI FasTag, SBI Mutual Fund, NRI Services, Customer Complaint Form, SBICAP Securities, SBICAP Trustee Company Ltd, SBI Express Remit, Customer Request and Complaint Form (NEW), SBI Life Insurance, and SBI Card. A 'More Useful Links' button is also present.

onlinesbi.com

SBI **SBI ONLINE**

Services | Mobile Banking | FAQ | Corporate Website | SBlePay Life (SBMOPS) | SB Collect | Electoral Bond | Videos | mCash | Apply for SB/ Current Account | NPS | Bill Pay New | SBI Loans | हिंदी

If slowness is observed during Login Page loading, please refresh the page for better experience.

SBI never asks for confidential information such as PIN and OTP from customers. Any such call can be made only by a fraudster. Please do not share personal info.

PERSONAL BANKING

LOGIN >>

New User Registration / ? How Do I | Customer Care | Lock & Unlock User

SBI's internet banking portal provides personal banking services that gives you complete control over all your banking demands online.

yono BUSINESS SBI

CORPORATE BANKING

yono BUSINESS New LOGIN

Have you tried our new simplified and intuitive business banking platform? Log in to yonobusiness.sbi to avail business banking services.

New Corporate Registration | ? How Do I | Customer Care

Corporate Banking application to administer and manage non personal accounts online.

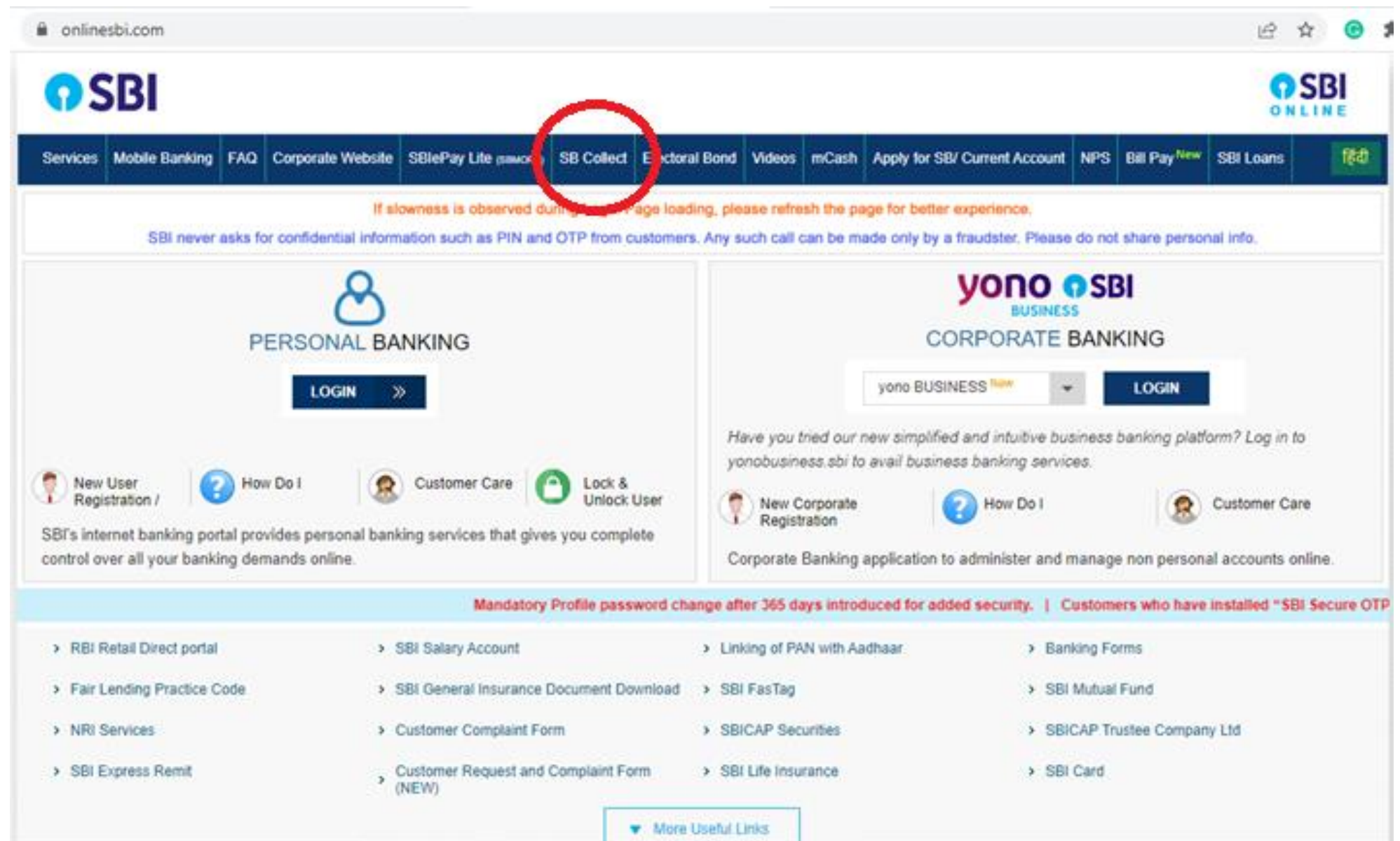
Mandatory Profile password change after 365 days introduced for added security. | Customers who have installed "SBI Secure OTP"

- > RBI Retail Direct portal
- > SBI Salary Account
- > Linking of PAN with Aadhaar
- > Banking Forms
- > Fair Lending Practice Code
- > SBI General Insurance Document Download
- > SBI FasTag
- > SBI Mutual Fund
- > NRI Services
- > Customer Complaint Form
- > SBICAP Securities
- > SBICAP Trustee Company Ltd
- > SBI Express Remit
- > Customer Request and Complaint Form (NEW)
- > SBI Life Insurance
- > SBI Card

More Useful Links

Step 2

Click on [SB Collect](#).



The screenshot shows the SBI Online Banking homepage. The browser address bar displays 'onlinesbi.com'. The SBI logo is in the top left, and 'SBI ONLINE' is in the top right. A dark blue navigation bar contains the following links: Services, Mobile Banking, FAQ, Corporate Website, SBlePay Life (small), **SB Collect** (circled in red), Electoral Bond, Videos, mCash, Apply for SB/ Current Account, NPS, Bill Pay New, SBI Loans, and a green 'हिंदी' button. Below the navigation bar, a message states: 'If slowness is observed during Page loading, please refresh the page for better experience.' and 'SBI never asks for confidential information such as PIN and OTP from customers. Any such call can be made only by a fraudster. Please do not share personal info.'

The page is divided into two main sections: **PERSONAL BANKING** and **CORPORATE BANKING**.

PERSONAL BANKING features a 'LOGIN' button and links for 'New User Registration /', 'How Do I', 'Customer Care', and 'Lock & Unlock User'. A text block below states: 'SBI's internet banking portal provides personal banking services that gives you complete control over all your banking demands online.'

CORPORATE BANKING features a 'yono BUSINESS' dropdown menu, a 'LOGIN' button, and links for 'New Corporate Registration', 'How Do I', and 'Customer Care'. A text block below states: 'Have you tried our new simplified and intuitive business banking platform? Log in to yonobusiness.sbi to avail business banking services.' and 'Corporate Banking application to administer and manage non personal accounts online.'

A red banner across the page reads: 'Mandatory Profile password change after 365 days introduced for added security. | Customers who have installed "SBI Secure OTP'.

At the bottom, there is a grid of links under the heading 'More Useful Links':

- RBI Retail Direct portal
- SBI Salary Account
- Linking of PAN with Aadhaar
- Banking Forms
- Fair Lending Practice Code
- SBI General Insurance Document Download
- SBI FasTag
- SBI Mutual Fund
- NRi Services
- Customer Complaint Form
- SBICAP Securities
- SBICAP Trustee Company Ltd
- SBI Express Remit
- Customer Request and Complaint Form (NEW)
- SBI Life Insurance
- SBI Card


Step 3

Click the Check Box and Click **PROCEED**

onlinesbi.sbi/sbicollect/icollecthome.htm

SBI State Bank Collect

Products & Services Know More हिंदी



STATE BANK COLLECT
A MULTI-MODAL PAYMENT PORTAL

DISCLAIMER CLAUSE

Terms Used

- > **Corporate Customer:** Firm/Company/Institution (F/C/I) collecting payment from their beneficiaries.
- > **User:** The beneficiary making a payment to F/C/I for the services/goods availed.
- > Bank shall not be responsible, in any way, for the quality or merchantability of any product/merchandise or any of the services related thereto, whatsoever, offered to the User by the Corporate Customer. Any disputes regarding the same or delivery of the Service or otherwise will be settled between Corporate Customer and the User and Bank shall not be a party to any such dispute. Any request for refund by the User on any grounds whatsoever should be taken up directly with the Corporate Customer and the Bank will not be concerned with such a request.
- > Bank takes no responsibility in respect of the services provided and User shall not be entitled to make any claim against the Bank for deficiency in the services provided by the Corporate Customer.
- > The User shall not publish, display, upload or transmit any information prohibited under Rule 3(2) of the Information Technology (Intermediaries guidelines) Rules, 2011.
- > In case of non-compliance of the terms and conditions of usage by the User, the Bank has the right to immediately terminate the access or usage rights of the User to the computer resource of the Bank and remove the non-compliant information.


☐ I have read and accepted the terms and conditions stated above.
(Click Check Box to proceed for payment.)

Proceed

Step 4

Click [State Bank Collect](#)

onlinesbi.sbi/sbicollect/sbclink/displayinstitutiontype.htm

 State Bank Collect

State Bank Collect ▾ State Bank Mops

State Bank Collect / State Bank Collect [Exit](#)

State Bank Collect 01-Aug-2022 [02:39 PM IST]

Select State and Type of Corporate / Institution

State of Corporate / Institution *

Type of Corporate / Institution *


[Go](#)

- Mandatory fields are marked with an asterisk (*)
- State Bank Collect is a unique service for paying online to educational institutions, temples, charities and/or any other corporates/institutions who maintain their accounts with the Bank.

Step 5

Click [Payment History](#)

onlinesbi.sbi/sbcollect/sbclink/displayinstitutiontype.htm

 State Bank Collect

State Bank Collect ▾ State Bank Mops

State Bank Collect ▾ State Bank Mops

Reprint Remittance Form

Payment History

01-Aug-2022 [02:39 PM IST]

State of Corporate / Institution *
----- Select State ----- ▾

Type of Corporate / Institution *
----- Select Type ----- ▾

Go



▪ Mandatory fields are marked with an asterisk (*)
▪ State Bank Collect is a unique service for paying online to educational institutions, temples, charities and/or any other corporates/institutions who maintain their accounts with the Bank.

© State Bank of India Privacy Statement | Disclosure | Terms of Use


▪ State Bank Collect is a unique service for paying online to educational institutions, temples, charities and/or any other corporates/institutions who maintain their accounts with the Bank.

Step 6

Fill in the required data to download/print your receipt using any of the *two* methods given.




State Bank Collect ▾ State Bank Mops

State Bank Collect / Payment History  Exit

State Bank Collect 01-Aug-2022 [02:51 PM IST]


☐ Select a date range to view details of previous payments **Method 1**

Date of Birth *
(Date provided at the time of making payment)




Mobile Number(Enter 10 - digit) *
(Mobile Number provided at the time of making payment)

Start Date *



End Date *



OR

☐ Enter the INB Reference Number (Starting with 'DU') & DOB/Mobile Number to view a specific payment

Method 2

DU Reference Number *

(As appearing in your pass book/statement in the narration pertaining to the transaction)

Date of Birth *



(Date provided at the time of making payment)

OR

Mobile Number(Enter 10 - digit) *

(Mobile Number provided at the time of making payment)

Enter the text as shown in the image *


31FBF

Go

- Mandatory fields are marked with an asterisk (*)
- Date range cannot exceed one year

Method 1

Fill in the highlighted fields and press “GO”. Please note that the Date of Birth/Mobile Number should be the same as those provided at the time of payment.


 State Bank Collect

State Bank Collect - State Bank Mops

State Bank Collect / Payment History [Exit](#)

State Bank Collect 26-Sep-2022 [11:33 AM IST]


☐ Select a date range to view details of previous payments


Date of Birth * 

(Date provided at the time of making payment)

Mobile Number(Enter 10 - digit) *

(Mobile Number provided at the time of making payment)


Start Date * 

End Date * 

☐ Enter the INB Reference Number (Starting with 'DU') & DOB/Mobile Number to view a specific payment

DU Reference Number *

(As appearing in your pass book/statement in the narration pertaining to the transaction)

Date of Birth * 

(Date provided at the time of making payment)

OR


Mobile Number(Enter 10 - digit) *

(Mobile Number provided at the time of making payment)

Enter the text as shown in the Image *



Select one of the Captcha options *

☒ Image Captcha ☐ Audio Captcha




- Mandatory fields are marked with an asterisk (*)
- Date range cannot exceed one year

Print the required payment receipt.




State Bank Collect - State Bank Mops

State Bank Collect / Payment History 

State Bank Collect 25-Sep-2022 [11:06 AM IST]

State Bank Collect payment history from 1/9/2022 to 25/9/2022

Reference Number	Institution Name	Amount	Transaction Date	Status	Transaction Description	Action
DU XXXXX	PALLIKODAM	XXXXX	20-09-2022	PAID	Completed Successfully	 Print
DU XXXXX	PALLIKODAM	XXXXX	20-09-2022	PAID	Completed Successfully	Print
DU XXXXX	PALLIKODAM	XXXXX	20-09-2022	Failure	PaymentLog details not available.	

© State Bank of India [Privacy Statement](#) | [Disclosure](#) | [Terms of Use](#)

Print Receipt



പള്ളിക്കൂടം

PALLIKOODAM

VADAWATHOOR P.O, KOTTAYAM 10 , , KOTTAYAM-686010

Date: 20-Sep-2022

e-Receipt for State Bank Collect Payment


SBCollect Reference Number	DUL. XXXX
Category	TERM II FEES
ADMISSION NO	XXX
NAME	
CLASS	3
TUITION FEES	XXX
EXTRACURRICULAR ACTIVITIES	600
COUNCIL REGISTRATION	0
IBC (XI) EXAM FEES	0
ICSE (X) EXAM FEES	0
CAREER COUNSELLING	0
Transaction charge	0.00
Total Amount (in Figures)	XXX
Total Amount (in Words)	Rupees, XXXXX
Remarks	
Notification 1	
Notification 2	
Fees once paid will not be refunded	

Print

Close

Method 2

Please enter the required details and print the receipt. Please note that the Date of Birth/Mobile Number should be the same as those provided at the time of payment.

State Bank Collect

State Bank Collect - State Bank Mops

State Bank Collect / Payment History Exit

State Bank Collect 26-Sep-2022 [11:50 AM IST]

☐ Select a date range to view details of previous payments

Date of Birth *
(Date provided at the time of making payment)

Mobile Number(Enter 10 - digit) *
(Mobile Number provided at the time of making payment)

Start Date *
(Date provided at the time of making payment)

End Date *
(Date provided at the time of making payment)

☐ Enter the INB Reference Number (Starting with DU) & DOB/Mobile Number to view a specific payment

DU Reference Number *
(As appearing in your pass book/statement in the narration pertaining to the transaction)

Date of Birth *
(Date provided at the time of making payment)


OR

Mobile Number(Enter 10 - digit) *
(Mobile Number provided at the time of making payment)

Enter the text as shown in the Image *

Select one of the Captcha options *



☒ Image Captcha ☐ Audio Captcha




Mandatory fields are marked with an asterisk (*)

Please ensure correct amount and date

Print the required payment receipt.



State Bank Collect ▾ State Bank Mops

State Bank Collect / Payment History  Exit

State Bank Collect 26-Sep-2022 [01:23 PM IST]

State Bank Collect payment history for the reference number:DU

Reference Number	Institution Name	Amount	Transaction Date	Status	Transaction Description	Action
DU XXXXX	PALLIKOODAM	XXXXX	20-09-2022	PAID	Completed Successfully	Print

© State Bank of India [Privacy Statement](#) | [Disclosure](#) | [Terms of Use](#)

Print Receipt



പള്ളിക്കൂടം

PALLIKOODAM

VADAWATHOOR P.O, KOTTAYAM 10 , , KOTTAYAM-686010

Date: 20-Sep-2022

e-Receipt for State Bank Collect Payment

SBCollect Reference Number	DUL XXXX
Category	TERM II FEES
ADMISSION NO	XXX
NAME	
CLASS	3
TUITION FEES	XXX
EXTRACURRICULAR ACTIVITIES	600
COUNCIL REGISTRATION	0
IBC (XII) EXAM FEES	0
ICSE (X) EXAM FEES	0
CAREER COUNSELLING	0
Transaction charge	0.00
Total Amount (in Figures)	XXX
Total Amount (in Words)	Rupees, XXXXX
Remarks	
Notification 1	
Notification 2	
Fees once paid will not be refunded	

Print

Close